

Mullion School
Flight 44
GCSE Success Evening

Programme 44

Kindness, determination, self - belief.



Mullion School

Key Calendar Dates Year 11

September/October – Intervention sessions for subjects start

September 17th – GCSE Success Evening

Week starting 30th September – Year 11 review sent home

October 16th October – Helston Sixth Form Taster Day

November 11th – Mock exams start – 2 weeks

November – Catering Mock Practical Exam

November – Dance, Drama and Sport PSAs

Week starting 10th December – Mock Exam results sent home

Thursday 12th December – Year 11 Parents Evening

Week starting 10th Feb – Year 11 Mid-Year Full Report

Week starting 24th Feb – Art Mock Exams

March 3rd – Languages Mock Speaking Exams

March 4th – 7th – Hospitality and Catering Practical Exam

March – Additional Mock Exams

March 28th – Music Ensemble Performance Exam

March 31st – Art Final Exam Week

Week starting 6th May – GCSE Exams start



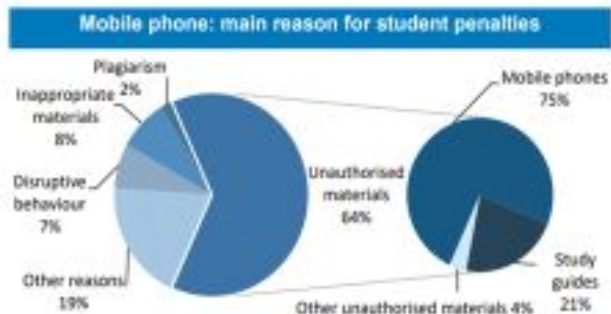
V1 DRAFT Year 11 Mock Exams Autumn 2024

	AM Tutor + P1 Exam line up 8.45am, 9am start	Period 2 and 10 min period 3 Register in P3	Early Lunch 12.10pm C2 Line up for exams 12.45pm	Lunchtime and Period 4 Students return to period 4 lessons Exam line up 12.45pm, 1pm start
2 Mon 11 Nov	English Literature – Shakespeare and 19 th Century Novel, 1hr 45mins			Science Paper 1 – Separate Sci 1hr 40mins, Combined 1hr 15min
2 Tues 12 Nov	Maths Paper 1 – Non-Calculator – 1hr 30min			French – Writing 1hr 20min
2 Weds 13 Nov	Geography Paper 1 – Living with the Physical World – 1hr 30min			History Paper 1 – Understanding the Modern World - 1hr
2 Thurs 14 Nov	iMedia R093 – 1hr 30min			Spanish Writing – 1hr 20min
2 Fri 15 Nov	RE – Study of Religion -1hr 45min			Music – Listening and Appraising, 1hr 30min
1 Mon 18 Nov	English Lang – Explorations in Creative Reading and Writing, 1hr 45min			Science Paper 2 – Separate Sci 1hr 40mins, Combined 1hr 15min
1 Tues 19 Nov	Maths Paper 2 – Calculator – 1hr 30min			French Reading and Listening Reading - F 45min, H 60min, Listening - F 40mins, H 50min
1 Weds 20 Nov	Geography Paper 2 – Living in the Human Environment – 1hr 30min			DT – 1hr 45min Statistics – 1hr 30min
1 Thurs 21 Nov	Hospitality and Catering – 1hr 20min Further Maths – 1hr 30min			Spanish Reading and Listening Reading - F 45min, H 60min, Listening - F 40mins, H 50min
1 Fri 22 Nov	History P2 – Shaping the Nation 2hr			Computer Science – 1hr 30min



Correct Equipment:

- **BLACK pens** only (not gel/erasable pens), pencils, ruler, eraser, protractor, compass and highlighters, all in a clear pencil case. Make sure you are prepared with all the correct equipment needed.
- **Calculators** may be used in exams apart from the Non-Calculator Maths paper. You must not bring in calculator lids.
- **Bring a Clear bottle of water** – it is important to keep hydrated.
- Please don't bring in any unauthorised items – these include notes, books, mobile phones, watches and smart watches etc.



"All the ones I've caught over the years have said they forgot it was in their pocket. They are so used to having a mobile phone, they either forget it's there or don't think it will matter."

An exams officer

WARNING



Unauthorised materials in the exam room. For example:

- mobile phones
- smartwatches
- technology with camera/sensor or storage
- unauthorised notes or revision materials

If you have unauthorised materials you could be

DISQUALIFIED

Attendance Matters

Attendance in Year 11 of 95%+	Attendance in Year 11 of between 90% and 95%	Attendance in Year 11 of 80 - 89%	Attendance in Year 11 of less than 80%
Percentage of students achieving five grades at 9-4 (Inc. Eng and Maths) 100%	Percentage of students achieving five grades at 9-4 (Inc. Eng and Maths) 86%	Percentage of students achieving five grades at 9-4 (Inc. Eng and Maths) 76%	Percentage of students achieving five grades at 9-4 (Inc. Eng and Maths) 33%
Percentage of students achieving five grades at 9-5 (inc Eng and Maths) 100%	Percentage of students achieving five grades at 9-5 (inc Eng and Maths) 79%	Percentage of students achieving five grades at 9-5 (Inc. Eng and Maths) 52%	Percentage of students achieving five grades at 9-5 (Inc. Eng and Maths) 0%
Average GCSE grade achieved 6	Average GCSE grade achieved 5	Average GCSE grade achieved 4	Average GCSE grade achieved 3

JOIN US @ OUR NEXT
DUCHY COLLEGE
 ROSEWARNE
OPEN EVENT
 2024

SAT 28 SEP
 10AM-12PM

 FIND OUT MORE



JOIN US @ OUR NEXT
CORNWALL COLLEGE
 CAMBORNE & ST AUSTELL
OPEN EVENT
 2024

THU 3 OCT
 5PM-7PM

 FIND OUT MORE



JOIN US @ OUR NEXT
FALMOUTH MARINE SCHOOL
OPEN EVENT
 2024




SAT 5 OCT
 10AM - 12PM

 FIND OUT MORE








Penwith College
 Saturday Open Day

 Penwith
 10:00 am - 1:00 pm
 October 12 - October



Truro College Saturday
 Open Day

 Truro
 10:00 am - 3:00 pm
 November 9 - November



Post 16
 Helston
 Community
 College


**Open
 Evening**
 Wed 4th
 December




Science

Awards

Combined science



- A dual award
- 2 grades either the same
4-4, 6-6
- Or one grade apart 4-3, 6-5,
9-8
- Decided from a combination
of 6 x 1hr 15m exam papers



Single science

- 3 single awards, Biology,
Chemistry & Physics GCSE
- 3 individual grades
independent of each other
- Decided from 2x 1hr 45m
exams

Starting from now

- Weekly homework
- Set Monday/Tuesday in for Friday.
- Everything listed on classcharts

Starting soon

- Targeted intervention (you'll hear from us)
- Homework club materials in showbie

Starting March

- Revision schedule in lesson time
- Past paper practice
- After school revision sessions

Assessments

After each module (2 weeks) there is a small test.

At the end of a whole module a past paper.

DATES: End of module past papers

- 27th September
- Week beginning 16th December
- Week beginning 24th March



Mock exams will be on last years, B1, C1 & P1 papers

Essentials

Do they have a revision guide?

Available to buy £5 each

Scientific calculator. Use the maths approved one.



Arrive to each lessons with a charged Ipad, pen and book - do not create a delay in the lesson.

Maximise marks

20% of marks are on “working scientifically” pages 1-16 in every revision guide.

Learn the required practicals. There are youtube videos and materials online to help.

Re-read your book, how much can you recall from memory

Parents/carers/friends/family. Explain concepts to them, speaking helps memory and understanding. The more you talk the better



September 16 – 22 2024						
Monday 16 Sep	Tuesday 17 Sep	Wednesday 18 Sep	Thursday 19 Sep	Friday 20 Sep	Saturday 21 Sep	Sunday 22 Sep
11D/Im Information and Communication Technology Mr M Holmes	11ATW/Ee English Mrs R White 11PAS/Ma Mathematics Mrs D Wilkin	11A/Dt Design and Technology Mrs V Tatham		11B/Ge Geography Mr A Martin		

- Weekly homework
- Structured exam preparation
- Minimum - additional work can and should be completed

English Literature and English Language

English Overview

Students will complete exams in two different GCSE subjects;

- English Language
- English Literature

The two GCSEs are in very different formats, but many of the key skills overlap.

Revision for each paper/question has been chunked down to form 'Big Write's that students are completing each week after completing preparatory homework.

What can students do to revise?

- **Attendance** - Each lesson will focus on a particular part of the syllabus. It is essential students are in the lesson with their teacher.
- Preparing for the '**Big Write**' each week. Nothing can beat completing tasks that are exactly like the exam - it is a marathon, not a sprint!
- Revision sessions for specific interventions will be arranged weekly by English teachers. If invited, please ensure attendance.
- Homework and revision club is every Tuesday - Thursday lunchtime in D9. This is supported independent study.
- Use **key cards** to ensure students are clear and confident with **key quotations** from the text.
- Re-read key texts to ensure you are confident with plot, themes and key quotations.

What can students do to succeed in the exam?

- **Read the questions carefully** and **highlight key words**.
- **Plan** responses.
- Use **checklists** such as the **literature hand** and the **puzzle pieces** to proofread work.
- **Take time** to read the extracts.

Literature Paper 1 (1 hour 45 mins)

Section A: Romeo and Juliet

1 question with an extract

30 marks (4 marks SPaG)

Section B: A Christmas Carol

A Christmas Carol – 1 question with an extract

30 marks

Romeo and Juliet

Read the following extract from Act 3 Scene 2 of *Romeo and Juliet* and then answer the question that follows.

At this point in the play Juliet is waiting for the Nurse to come back from meeting Romeo.

JULIET

Come, night; come, Romeo; come, thou day in night;
For thou wilt lie upon the wings of night
Whiter than new snow on a raven's back.
Come, gentle night, come, loving, black-brow'd night,
5 Give me my Romeo; and, when he shall die,
Take him and cut him out in little stars,
And he will make the face of heaven so fine
That all the world will be in love with night
And pay no worship to the garish sun.
10 O, I have bought the mansion of a love,
But not possess'd it, and, though I am sold,
Not yet enjoy'd: so tedious is this day
As is the night before some festival
To an impatient child that hath new robes
15 And may not wear them. O, here comes my nurse,
And she brings news; and every tongue that speaks
But Romeo's name speaks heavenly eloquence.

Starting with this speech, explore how Shakespeare presents attitudes towards love in *Romeo and Juliet*.

Write about:

- how Shakespeare presents attitudes towards love in this speech
- how Shakespeare presents attitudes towards love in the play as a whole.

**[30 marks]
AO4 [4 marks]**

Literature Paper 2 (2 hours 15 mins)

Section A: An Inspector Calls

Choice of two questions. **Select one.** No extract.
30 marks + 4 SPaG

Section B: Power and Conflict Poetry

1 question. One poem given. Compare to another selected by candidate.
30 marks

Section C: Unseen Poetry

Part 1: unseen poem essay
24 marks

Part 2: unseen poetry comparison
8 marks

JB Priestley: *An Inspector Calls*

EITHER

0 1

How does Priestley present some of the differences between the older and younger generations in *An Inspector Calls*?

Write about:

- how the different generations respond to events and to each other
- how Priestley presents the different generations in the play.

[30 marks]
AO4 [4 marks]

OR

0 2

What do you think is the importance of the ending of *An Inspector Calls*?

Write about:

- how the ending of the play presents some important ideas
- how Priestley presents these ideas by the ways he writes.

[30 marks]
AO4 [4 marks]

Literature Paper 2 (2 hours 15 mins)

Section A: An Inspector Calls

Choice of two questions. **Select one.** No extract.
30 marks + 4 SPaG

Section B: Power and Conflict Poetry

1 question. One poem given. Compare to another selected by candidate.
30 marks

Section C: Unseen Poetry

Part 1: unseen poem essay
24 marks

Part 2: unseen poetry comparison
8 marks

Compare the ways poets present the power of the natural world in 'Storm on the Island' and in one other poem from 'Power and conflict'.

[30 marks]

Storm on the Island

- We are prepared: we build our houses squat,
Sink walls in rock and roof them with good slate.
This wizened earth has never troubled us
With hay, so, as you see, there are no stacks
5 Or stooks that can be lost. Nor are there trees
Which might prove company when it blows full
Blast: you know what I mean – leaves and branches
Can raise a tragic chorus in a gale
So that you listen to the thing you fear
10 Forgetting that it pummels your house too.
But there are no trees, no natural shelter.
You might think that the sea is company,
Exploding comfortably down on the cliffs
But no: when it begins, the flung spray hits
15 The very windows, spits like a tame cat
Turned savage. We just sit tight while wind dives
And strafes invisibly. Space is a salvo,
We are bombarded with the empty air.
Strange, it is a huge nothing that we fear.

Seamus Heaney

Literature Paper 2 (2 hours 15 mins)

Section A: An Inspector Calls

Choice of two questions. **Select one.** No extract.
30 marks + 4 SPaG

Section B: Power and Conflict Poetry

1 question. One poem given. Compare to another selected by candidate.

30 marks

Section C: Unseen Poetry

Part 1: unseen poem essay

24 marks

Part 2: unseen poetry comparison

8 marks

How to Leave the World that Worships *Should*

Let faxes butter-curl on dusty shelves.
Let junkmail build its castles in the hush
of other people's halls. Let deadlines burst
and flash like glorious fireworks somewhere else.
5 As hours go softly by, let others curse
the roads where distant drivers queue like sheep.
Let e-mails fly like panicked, tiny birds.
Let phones, unanswered, ring themselves to sleep.

Above, the sky unrolls its telegram,
10 immense and wordless, simply understood:
you've made your mark like birdtracks in the sand -
now make the air in your lungs your livelihood.
See how each wave arrives at last to heave
itself upon the beach and vanish. Breathe.

Ros Barber

2 7 . 1

In 'How to Leave the World that Worships *Should*,' how does the poet present ideas about the way we live and work in the modern world?

[24 marks]

The Rich Eat Three Full Meals

The rich eat three full meals, the poor two small bowls
But peace is what matters.
Thirsty, I drink sweet plum tea;
Warm, I lie in the shade, in the breeze;
5 My paintings are mountains and rivers all around me,
My damask, embroidered, the grass.
I rest at night, rest easy,
Am awake with the sun
And enjoying Heaven's heaped-up favours.

Nguyen Binh Khiem

In both 'The Rich Eat Three Full Meals' and 'How to Leave the World that Worships *Should*' the speakers describe attitudes towards the world around us.

What are the similarities and/or differences between the ways the poets present these attitudes?

[8 marks]

Language Paper 1 – FICTION One extract		Language Paper 2 – NON-FICTION Two extracts – one modern, one 19th Century	
Section A (Reading)		Section A (Reading)	
Q1	Select four things 4 Marks	Q1	Select four true statements 4 marks
Q2	Analysing language 8 Marks	Q2	Comparing inferences 8 marks
Q3	Analysing structure 8 Marks	Q3	Analysing Language 12 marks
Q4	Writing an evaluative response to a statement 20 Marks	Q4	Comparing how writers present their viewpoints and perspectives 16 marks
Section B (Writing)		Section B (Writing)	
Q5	WRITING (creative - fiction) Marks are awarded for content, organisation and accuracy 40 marks	Q5	WRITING (for purpose and audience – non-fiction) Marks are awarded for content, organisation and accuracy 40 marks

GCSE Mathematics

Maths Overview

Students will complete three exams, each 1 hr 30 minutes.

- Paper 1 - Non-calculator
- Papers 2 and 3 - Calculator allowed

Any topic can come up on any paper. As $\frac{2}{3}$ of the exams are calculator based, it is **ESSENTIAL** that students have their **own calculator**, so they are familiar with using it.

Students are entered at either Higher or Foundation tier, for those near the borderline, final tier decisions will be made early in the Spring term.

What can students do to revise?

- **Attendance** - Each lesson will provide examples and practice on a particular topic. It is essential students are in the lesson with their teacher.
- Completing **Sparx homework** each week, using the videos or seeking help if they get stuck. Use Sparx **Independent Learning** and **XP Boost**.
- **Revision sessions** If invited, please ensure attendance.
- Buy and use a **Revision Guide**.
- Make and use **flash cards** to help learn and remember key formulae and facts.
- Make use of the plethora of online revision resources, many of which are linked on the Year 11 Revision Google Classroom.

What can students do to revise?

Students might want to focus extra revision on a particular topic, such as “Area and Perimeter”.

- Learn the key facts, including formulae, for that topic.**
 - Practise exam-style questions for the topic.**
- Check your answers. If incorrect ask your teacher for feedback and help if needed.**
 - Repeat.**

What can students do to succeed in the exam?

- **Read the questions carefully** and **highlight key words and values**. Think carefully about what the question is asking, and what calculations are needed.
- **Plan** responses to multi-step questions.
- **Show your working!** This is important even on calculator questions - write down what you type in.
- Practise how to show your working **logically** - make sure the examiner can follow your steps.
- Attempt all questions.